



COLD MIX ASPHALT READY FOR USE **ANYTIME, ANYWHERE**



PROMIX 3 in 1 **HIGH PERFORMANCE** **COLD MIX ASPHALT**

Just mix & patch

*Promix 3 in 1
Cold Mix Asphalt*



**Net Weight:
25kg**

- No heating required
- Easy and safe to use
- Recyclable container is eco-friendly
- Segregated materials prevent hardening
- Just open and mix
- Excess mixture can be stored in airtight container

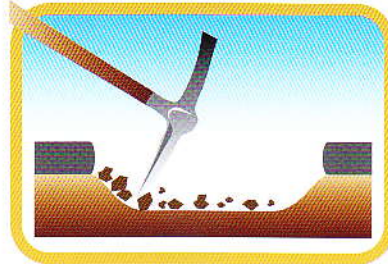
Promix 3 in 1 Cold Mix Asphalt ensures consistency of quality as all the required materials in their proportionate quantities are ready-packed in an airtight container for immediate use. The contents are:

- 1 bottle containing 2.3 Litres of CM-120 Cold Mix Binder for mixing
- 1 bottle containing 0.5 Litres of CM-120 Cold Mix Binder for prime coating
- 23 Kilograms mixture of chip stones and quarry materials


Enough to Repair 5 ft² x 1 inch




1 Open up the pail of chip stones and quarry materials and pour 2.3 Litres of the CM-120 Cold Mix Binder from the bottle and mix them evenly with a shovel.




2 Clean and clear the repair area of all loose materials. The repair area surface can be damp but not have standing water, Apply the balance of 0.5 Litres of the CM-120 Cold Mix Binder onto the repair area as prime coating.




3 Fill the repair area with the prepared Cold Mix Asphalt.



4 Place sufficient quantity of Cold Mix Asphalt into the repair area and level.



5 Compact and if necessary, add in additional Cold Mix Asphalt to bring the repair to the same level of the existing pavement surface.



6 Completed repair area open to traffic.

PROMIX 3 in 1 COLD MIX ASPHALT

Recommended
Installation Procedures:

Ideal for Use in...



Car Park or Driveway



Pothole Repair



Road Surfacing